



Williamsburg Spinners & Weavers Guild

P.O. Box 2086
Williamsburg, VA 23187
<http://williamsburgspinweave.org>

February, 2019

Monthly Meeting

Monday, February 18
Business Meeting: 10:00 am
Program to follow

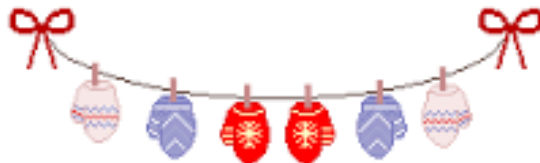
James City County Recreation Center
5301 Longhill Rd, Williamsburg

Program

Tapestry techniques
With a Good Wood/Magic Heddle, frame or Cardboard loom
Bring a loom if you have one,
Tapestry needle, fork & yarn
(more information on last page of newsletter)

Snacks

Sweet - Judy; Savory - Cindy



WSWG Minutes

Meeting Date: January 21, 2019 / 1:00 pm / Powhatan Plantation timeshare

Attendees

Cindy F., Linda C., Sandi, Marsha, Micki, Dee, Barbara, Goodie, Kathy K. , Debbie, Claudia, Ingrid, Christine, Judy, Natalie. Claudia.

Agenda

Circulate Sign-ups:

1. Snacks
2. Programs(Pine Needle Basket)

Sunshine: Determined to send a card to Chris, who lost a friend and could not attend the meeting because she had to attend a funeral.

Correspondence: None. New issues of Shuttle, Spindle, DyePot; Spinoff; Handwoven have arrived and were circulated to members.

Minutes of Last Meeting: approved as circulated.

Treasurer's Report: Same as December, as there has been no activity. However, membership dues are now coming.

New Business

1. Programs. So far, these are the ideas:
 - a. Penelope Mace on Dorset Buttons, in March.
 - b. Laura Hoban on history of textiles
 - c. Spin in
 - d. Liz on various topics, including Textiles in Colonial Times, and different breeds of sheep and their wool.
 - e. Wedge/branch weaving, also finger weaving
 - f. Video by Norman Kennedy (will be shown during Spin-in)
 - g. Saori weaving workshop - Sandi
 - h. Upcycling fibers - Trish
 - i. Darryl Lancaster - indigo and dying
 - j. Rudi Laarhove - SE Asian fibers
 - k. Sarah Jackson towels from Handwoven on 4 shafts.
2. Challenge: after much discussion, the challenge was determined to be:
PICK 4 COLORS of fiber and show how they can interact.
3. MAFA grant: too late to apply for this year. Limited to programs that spread the word about fiber arts beyond the guild. For example, we could offer an introductory weaving class, and a grant could pay for space to offer such a class. Kathy will explore various options for space, and Micki will review the MAFA website.
4. Next steps in weaving - discussion of possible study group. Some interest in doing this in August, but we need a date.

5. Facebook account: Jessica could set one up for those interested. Some members indicated they would not use a Facebook so the Website and email notifications would have to continue

Old Business

- Teaching a “Makers” class. We will teach cardboard weaving on May 5th at the Stryker Center (next to the Williamsburg Public Library). Members are requested to bring some worsted wool to the April meeting when we will prepare the materials for the class.
- Demonstration at the Williamsburg Farmer’s Market: tentative dates April and September.

Action Items

1. Find out if Penelope Mace will be able to provide a program in March.
2. Verify number of participants for Pine Needle Basket class.

Show and Tell

Sandi showed some antique rug punch hooks, gave away some frame looms, and showed her challenge, a plarn trash can “cozy.”

Cindy showed her favorite needlework tools, and challenge: a pair of plarn bags, including one made from a videotape version of “Tootsie.” Her favorite tool was a sharpie, which she uses to mark distances on the reed of her rigid heddle loom.

Marsha showed Plarn bags, woven jewelry and small loom tapestries.

Micki Pugh had needlework in progress.

Barbara displayed one piece joined knitting needles, and spindle spun yarn stored on one of her favorite tools, the orphan straight knitting needle.

Goodie showed off her box woven plarn bag.

Claudia had made a plarn cat mat, and brought her favorite tool, a pair of scissors with a bend the raise the handle.

Ingrid had cranked out gloves on her antique sock machine, and showed 2 plarn bags. Her favorite tools included a plastic wrist band, which she uses to mark her treadles; fishing weights; short lengths of Tshirt yarn for choke ties, and a tiny metal square.

Judy’s favorite tool was a lazy kate. She had woven an overshot weave bag, and had spun yarn for a shawl.

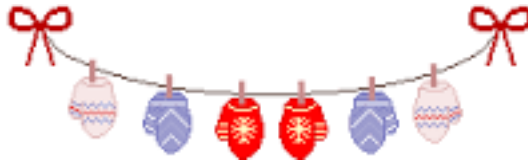
Natalie showed a work in progress on her favorite tool, her ipad.

Next Meeting Agenda

Good Wood Looms, presented by Ingrid with assistance from Cindy

Sweet Snack by Judy, Savory Snack by Cindy

Linda Coppinger
Secretary



Snack Sign up List (so far)

February: sweet – Judy; savory – Cindy
March: sweet – Micki; savory – Marsha
April: sweet – Dee; savory – Barbara
May: sweet – Debbie; savory – Claudia
June: ??
July: sweet – Goodie; savory - ??
August: ??
September: ??
October: ??
November: sweet – Linda C; savory - ??

2019 WSWG program plan

February 18: Good Wood Looms presented by Ingrid, with Cindy assisting.

March 18 Colonial Williamsburg weaver talk - not confirmed yet.

(March 18 afternoon: 1-3: Pine Needle Basket Workshop with Maggie Pruitt.)

*****This will be at the Library*****

April 15: make cardboard looms kits for the Library. Bring yarn to donate to the cause. Cindy will bring plenty of cardboard.

(May 5 - Sunday - Cardboard loom class at the Library.)

May 20: Saori Mindset presented by Sandi Petty

June 17: Dorset Button Program presented by Penelope Mace. Penelope will bring us kits to try our hand at making a button during the program. Kit fee \$2 donation to the Tavern - Christmas Shoppe (for children) for each kit. Supply list: please bring a tapestry needle and small scissors. The tapestry needle needs an eye large enough to thread size 5 perle cotton supplied in the kits.

July 15:

August 19: Norman Kennedy's spinning video and spin-in

September 16: Finger Weaving with Debbie R - maybe???

October 21:

November 18: Sampling Southeast Asian Textiles Culturally and Historically presented by Ruudi Laarhoven.

December 16: Potluck and Challenge

WSWG January Meeting
Results of Plarn Challenge



Kathy's tote bag



Sandi's trash can cozies



Goodie's box loom tote



Janet's plarn bowl



Cindy's VCR tape bag




Cindy's plarn tote



Debbie's plarn plastic bag holder



Marsha & a plethora of plarn



Claudia's "cat mat"

WSWG January Meeting
Show & Tell
And Projects in progress




Ingrid's lined hand knitted
mitten gloves



Sandi's mask tapestry
From *Zati: the art of
weaving a life* by Susan
Barrett Merrill



Natalie making bobbin lace



Goodie's cardboard loom
Work in progress



Barbara's in progress
beaded bag



3 towels from Kathy's twill
block warp



WSWG January 2019
Super Bash



Sandi's favorite tool:
For cutting part of warp off loom without losing tension or wasting warp



Natalie's handwoven towel



Marsha's woven jewelry from plastic disks



< >



Natalie's hand knit octopus hat



Cindy's favorite tool" Sharpie for marking center & inches on reeds

Marsha's cardboard loom tapestry sampler



WSWG Calendar

Feb 18, 10 am

Monthly Meeting

JCC Rec Center
Program: Tapestry
weaving on a Good
Wood or other small
loom

Snacks: sweet – Judy;
Savory - Cindy

March 18, 10am

Monthly Meeting

James City Co. Library
Program: TBA
Snacks: Sweet – Micki
P, Savory – Marsha

March 18, 1-3pm

Pine needle basket workshop

James City Co. Library

April 15

10am

Monthly Meeting

JCC Rec Center
Program: Making
cardboard loom
weaving “kits”

Snacks: Sweet – Dee;
Savory – Barbara

2019 Challenge:

Pick 4 colors of fiber &
show how they interact

February Meeting Program

Tapestry techniques with a Good Wood/Magic Heddle, frame or cardboard loom

If you have a Good Wood loom, frame loom or cardboard loom bring it along. We'll look at how to use a Magic Heddle in tapestry weaving, as well as basic tapestry techniques on a frame or cardboard loom. Available will be handouts on warping a frame loom and tapestry techniques.

In addition to your loom also bring scissors, tapestry needle, fork and some yarn - bulky and others for blending and sharing. This would be an excellent way to use up bits of hand spun or special yarns.

Fiber Events:

February 16, 8:30 – 4:30

Knitting Retreat

Cost \$5. Bring a dish to share for potluck lunch; drinks provided.
Whitcomb Lodge at Beaverdam Park, Gloucester
Contact Barbara for details

February 28 – March 3

Mid Atlantic Quilt Festival

Hampton Roads Convention Center, Hampton, VA
For more info: <https://www.quiltfest.com/upcoming-shows-and-events/mid-atlantic-quilt-festival/>

May 5, 1-4pm

Cardboard Loom Weaving Workshops

Stryker Center (next to Williamsburg Public Library)
We need volunteers!

2019 Officers

Kris Wessler – President
Cindy French – Vice President
Kathy Kuhn – Treasurer
Linda Coppinger – Secretary

Goodie's SUPER BASH FRUIT SALAD

- 1 (20 oz) can chunk or tidbit pineapple
- 1 (29 oz) can sliced peaches (or 2 smaller cans)
- 4 small tart apples, cored and cut into pieces
- 3 cups seedless grapes
- 3 cups sliced strawberries
- 2 medium bananas
- 1 (3 oz) box vanilla pudding (do not use instant)

Drain pineapple. Mix drained juice with vanilla pudding powder in a sauce pan. Stir the mixture while heating to the start of a boil. Cool. Mix drained canned and fresh fruits (except bananas) with cooled pudding mixture*. Slice bananas and mix with a little lemon juice to deter discoloring and add before serving. Make fruit salad one day ahead for best flavor.

Yields approximately 10 cups. You can change out fresh fruit depending on what is available but pudding mixture should stay the same.

* If you wish to thin cooked pudding mixture use a little of the juice from the other drained canned fruit but the mixture will thin out some with the addition of the other canned fruits.